



NOTICE OF MEETING

Joint meeting of Corporate Parenting Advisory Committee & Children's Safeguarding Policy and Practice Committee

THURSDAY, 22ND MARCH, 2012 at 19:00 HRS - CIVIC CENTRE, HIGH ROAD, WOOD GREEN, N22 8LE.

MEMBERS: Councillors Allison, Amin, Brabazon, Davies, Hare, Reece, Reith(Chair), Rice, Solomon, Stennett, Stewart ,Watson and Corrick (Independent Member)

AGENDA

1. APPOINTMENT OF THE CHAIR

The Chair of Corporate Parenting Committee and Chair of the Children's Safeguarding Policy and Practice Committee had previously agreed , outside the meeting, that they would alternate the responsibility of Chair for the joint meetings . The Chair of the Corporate Parenting Committee is due to chair this meeting.

2. APOLOGIES FOR ABSENCE(IF ANY)

3. URGENT BUSINESS

The Chair will consider the admission of any late items of urgent business. (Late items will be considered under the agenda item where they appear. New items will be dealt with at Item 9 below. New items of exempt business will be dealt with at Item 11 below).

4. DECLARATIONS OF INTEREST

A member with a personal interest in a matter who attends a meeting of the authority at which the matter is considered must disclose to that meeting the existence and nature of that interest at the commencement of that consideration, or when the interest becomes apparent.

A member with a personal interest in a matter also has a prejudicial interest in that matter if the interest is one which a member of the public with knowledge of the relevant facts would reasonably regard as so significant that it is likely to prejudice the member's judgment of the public interest **and** if this interest affects their financial position or the financial position of a person or body as described in paragraph 8 of the Code of Conduct **and/or** if it relates to the determining of any approval, consent, license, permission or registration in relation to them or any person or body described in paragraph 8 of the Code of Conduct.

5. DEPUTATIONS/PETITIONS/QUESTIONS

To consider any requests received in accordance with Standing Orders.

6. PRESENTATION ABOUT THE MULTI AGENCY SAFEGUARDING HUB(MASH) (PAGES 1 - 4) [7.05PM]

The Assistant Director for Children and Families and the Assistant Director for Safeguarding will provide an overview of the Multi Agency Safeguarding Hub. The MASH is a multi-agency safeguarding hub, which brings together a variety of agencies into an integrated multi-agency team, where they can share intelligence on vulnerable children, families and adults. Haringey's MASH build's on the existing First Response Multi Agency Team which has been operating since May 2010. It co-locates Metropolitan Police, Health Colleagues and Social Workers, together with support from education, housing and adult services. MASH will enhance this service through the additional police intelligence, and the co-location of other agencies such as Child Abuse Investigation Team (CAIT) and adult safeguarding.

7. PERFORMANCE MANAGEMENT DATA - CHILDREN AND FAMILIES - FEBRUARY 2012 (PAGES 5 - 14) [7.40PM]

This report is an update of Children and Families key safeguarding and Looked After Children's performance information at the end of February 2012.

8. FAMILY INTERVENTION PROJECT [8.15PM]

The Committee will consider a presentation about the work of the Family Intervention project.

9. NEW ITEMS OF URGENT BUSINESS

To consider any items admitted at item 2 above.

10. EXCLUSION OF THE PRESS AND PUBLIC

That the press and public be excluded from the meeting for consideration from following items as they may contain exempt information as defined in Section 100a of the Local Government Act 1972 (as amended by Section 12A of the Local Government Act 1985): paras 1 & 2: namely information relating to any individual, and information likely to reveal the identity of an individual.

11. NEW ITEMS OF EXEMPT URGENT BUSINESS(IF ANY)

To consider any items admitted at item 2 above.

12. NEXT MEETING [8.50PM]

Monday 29th October 2012 7.00pm – Provisional date and subject to member agreement when considering the Council Committee Calendar of meetings.

David McNulty
Head of Local Democracy and Member Services
5th Floor
River Park House
225 High Road
Wood Green
London N22 8HQ

Ayshe Simsek
Principal Committee Co-ordinator
Tel: 020 8489 2929
Fax: 0208 881 5218
Email: ayshe.simsek@haringey.gov.uk

This page is intentionally left blank



Haringey Council

Briefing for:	Joint Meeting of Corporate Parenting Advisory Committee and Children's Safeguarding Policy and Practice Committee
Title:	Briefing on Multi Agency Safeguarding Hub
Lead Officer:	Sylvia Chew
Date:	22 March 2012

The multi-agency safeguarding hub (MASH) brings together a variety of agencies into an integrated co located multi-agency team, where they share information appropriately and securely on children, families and adults around the child or young person, in order to make timely and appropriate actions. The service is situated on the 5th Floor, 48 Station Road N22 and operates during office hours.

The MASH is staffed with professionals from a range of agencies including: children's social care, adult's social care, police, health and probation.

Where additional information is required to ensure that a child is safe MASH staff share information. Based on the information gathered MASH staff decide on what appropriate action needs to take place – whether it be a social work assessment, referral to early help services, or no further action.

Haringey's MASH has been in place since the 13th February 2012 and builds on the existing First Response Multi Agency Team (FRMAT) which has been operating since May 2010. FRMAT co-located Metropolitan Police, Health colleagues and Social Workers, together with support from education and housing. MASH enhances this service through the additional police intelligence, and the co-location of other agencies such as Adult Safeguarding, Probation and Mental Health.

The MASH seeks to:

- Identify risks to children at the earliest possible point
- Ensure better information sharing and therefore more effective interventions
- Deliver cashable efficiencies in the longer term
- Identify and reduce harm, crime and anti social behaviour



Haringey Council

Haringey and Harrow are pathfinder London Boroughs in MASH development and are the first boroughs in London to be up and running. Several other Boroughs are at the preliminary stages of developing the MASH model and it is expected that the model will be rolled out across London and the country. It is intended that all MASH will have similar characteristics in order to enable greater cross boundary communication and intelligence sharing.

The service was visited by Tim Loughton MP on the 20th February 2012. Mr Loughton met with MASH staff and observed the MASH process. He reported to be impressed with the ability of the MASH gather vital information quickly and securely.

Mash Agencies:

MASH core agencies (co-located daily) are:

- First Response Screening Social Work Team (Haringey Council)
- Public Protection Desk (MET Police)
- YOS Police (MET Police)
- Community Safety Unit (MET Police)
- Health Administrator (including Adult and Children's Mental Health)
- Child Abuse Investigation Team (SCD5 Police)
- Education Welfare (Haringey Council)
- Community Housing (Haringey Council)
- Specialist Health Visitors (Whittington Health) with access to Adult and children's mental health data
- Child Abuse Investigation Team (referrals desk) (MET police)

MASH satellite agencies (co-located at least one day per week) are:

- Adult Safeguarding Team (Haringey Council)
- Adult Mental Health (Barnet Enfield & Haringey Mental Health Trust)
- Probation (London Probation Trust)

All satellite agencies are available for daily consultation in office hours.

In addition the following provide information to the MASH as and when required:

- First Response Duty Social Work Team (Haringey Council)
- CAF Team (Haringey Council)
- Community Engagement and Mental Health (MET Police)
- Named Nurse for Child Protection (Health)
- YOS Duty Team (Haringey Council)
- Named Nurse for General practitioners

Confidentiality



Haringey Council

MASH acts as an intelligence hub, in which each agency identifies what information they hold on a child/young person and the adults around them. Each agency then assesses whether it is appropriate for their information to be shared (in line with the 'Purpose Specific Information Sharing Arrangement') with partners in the hub as well as outside of the hub. Collectively an agreement will be made on the best course of action for that referral.

As stated in the 'Purpose Specific Information Sharing Arrangement' document 'any information that is shared into and within the MASH Hub will be decided on a case-by-case basis and must be relevant to the aims of this agreement'. The Third Principle sets out the types of information that will be shared and states that 'not all of the [above] information will be shared in every case; only relevant information will be shared on a case-by-case basis where an organisation has a 'need to know' about the information'. This document has been circulated to staff and published on Haringey Council's website.

Informing partner agencies and the public.

In addition to agency involvement in the setting up and implementing MASH partner agencies have been kept informed via service meetings, presentations and briefings. Information is also available for professionals and families on the Haringey website – <http://www.haringey.gov.uk/index/children-families/childsocialcare/childprotection/mash.htm>

Sylvia Chew
Head of Service
First Response

This page is intentionally left blank



Haringey Council

Briefing for:	Joint meeting of Children's Safeguarding Policy and Practice Committee and Corporate Parenting Advisory Committee
Title:	Performance Management Data - Children and Families – February 2012
Lead Officer:	Marion Wheeler – Assistant Director Safeguarding CYPS Debbie Haith – Deputy Director CYPS
Date:	March 22 nd 2012

1. Background

This report is an update of Children and Families key safeguarding and Looked After Children's performance information at the end of February 2012. Both committees have a role in scrutinising and challenging this information and should further explanation or analysis be required this can be requested and provided through a process of exception reporting.


1.2 Haringey's Ofsted Statistical Neighbours group includes the following boroughs:



- Croydon
- Greenwich
- Hackney
- Hammersmith and Fulham
- Haringey
- Islington
- Lambeth
- Lewisham
- Southwark
- Waltham Forest
- Wandsworth

This page is intentionally left blank

Safeguarding Scorecard




Headline performance information relating to Children & Families Safeguarding. More detailed analysis provided through exception reporting.

1. Contacts, Referrals and Assessments												
Op	Description	2010/11		Eng. - Average 2010/11	SN - Average 2010/11	Dec 2011 Value	Jan 2012 Value	Feb 2012 Value	2011/12		Latest Note	
		Value							Value	Target		Status
Op504	The number of child contacts received in the month.	9,556				489	558	549	6,148	-	-	
Op410	The number of referrals to children's social care	2658	4046	3177		161	196	195	2122	-	-	
OP410a	The rate of referrals to children's social care per 10,000 pop	541	556.8	599						-	-	Note that school holidays and closures will impact on rates of contacts and referrals at different points in the year. Based on the rate of referrals received in the last quarter, the projected rate of referrals for the year is approximately 469
Op383	Re-referrals within 12 months of the previous referral	18.5%	25.6%	18.9%		16.1%	18.4%	21.5%	18.1%	14%		First Response Management team have now undertaken a full analysis of repeat referrals through the agreed audit plan. A range of actions have been agreed for progression, it is anticipated that the medium term upward trend in the rate will diminish over the next quarter. We will continue to audit and analyse the data to ensure this remains on track.

Description	2010/11	Eng. - Average 2010/11	SN - Average 2010/11	Dec 2011	Jan 2012	Feb 2012	2011/12			Latest Note
	Value						Value	Value	Target	
Op368 Percentage of referrals to children's social care going on to initial assessment	84.2%	71.5%	77.1%	110.6%	89.3%	92.8%	97.6%	-	-	The monthly figure should be interpreted with care as is based crudely on the number of children who had initial assessments in the month divided by the number of referrals received in the month - however, the initial assessment may have commenced from a referral started in the previous month. This means that sometimes this indicator can exceed 100%.
HY59 Percentage of initial assessments for children's social care carried out within 10 working days of referral	66.3%	72.2%	81.9%	85.4%	84%	81.2%	70.9%	70%		
Op60 Percentage of core assessments for children's social care that were carried out within 35 working days	62.6%	75%	83.2%	83.2%	82.5%	76.7%	69.8%	70%		Good progress has been made in this area.

2. Child Protection

Description	2010/11	Eng. - Average 2010/11	SN - Average 2010/11	Dec 2011	Jan 2012	Feb 2012	2011/12			Latest Note
	Value						Value	Value	Target	
Op388 Children subject to a child protection plan	320	281	228	290	278	278	278	-	-	
OP388a The rate of Children Subject to a CP plan per 10,000 pop	65.58	38.7	43	59.06	56.62	56.62	56.62	-	-	The rate of children subject to a plan is considerably higher than comparator authorities but has reduced considerably from last year's outturn.

	Description	2010/11		Eng. - Average 2010/11	SN - Average 2010/11	Dec 2011	Jan 2012	Feb 2012	2011/12			Latest Note
		Value	Value						Value	Target	Status	
OP 411	Children Becoming Subject to a CP plan in the period	334	322	240	16	18	22	248	-	-	-	
OP 413	Children Ceasing Subject to a CP plan in the period	308	299	246	14	30	22	290	-	-	-	
Op421	Children moving to Haringey on a CP Plan	-	-	-	3	2	0	11	-	-	-	
Op422	Children moved out of Haringey on a CP Plan	-	-	-	0	1	7	31	-	-	-	
HY64	Child Protection Plans lasting 2 years or more	5.8%	6%	8.8%	14.3%	13.3%	9.1%	6.6%	6%		Numbers for this indicator are small and should be interpreted with care.	
Op 365	Percentage of children becoming the subject of Child Protection Plan for a second or subsequent time	9%	13.3%	11.6%	0%	22.2%	18.2%	10.5%	10%			
Op367	Percentage of child protection cases which were reviewed within required timescales (LAA local)	97.7%	97.1%	99.4%	96.9%	96.7%	96.9%	96.9%	100%			


This page is intentionally left blank

Corporate Parenting Advisory Committee

Headline performance information relating to Looked After Children. More detailed analysis provided through exception reporting.






Audience - Elected Members, Snr Managers, readers seeking high level summary information




Organisational effectiveness and finance information.

Description	2010/11	Eng. - Average 2010/11	SN - Average 2010/11	Dec 2011	Jan 2012	Feb 2012	2011/12		Comments	
	Value			Value	Value	Value	Value	Status		
HY34 % Social Work posts permanently filled - annual indicator	77.0%	-	-				-	82.0%	-	Remaining non management vacancies will be filled by returning trainee social workers.
OP 200 Cost of service per looked after child	£911	-	-	£875	£880		£880	£838		
OP 409 Foster carer recruitment	22	-	-	5	0	0	46	-	-	

Volume, activity, timeliness and outcome -Children Looked After

Description	2010/11	Eng. - Average 2010/11	SN - Average 2010/11	Dec 2011	Jan 2012	Feb 2012	2011/12		Comments	
	Value			Value	Value	Value	Value	Status		
OP414 Percentage of Children becoming looked after previously subject to CP plan	-	-	-	30.8%	15.8%	22.2%	23.5%	-	-	
OP389 Children in care including unaccompanied asylum seeking children	618	431	430	608	600	584	584	-	-	The number of children in care excluding 28 unaccompanied minors for the month of February 2012 is 556. 4 children are young people aged 16-17 presenting as homeless. 9 children became looked after and 20 children ceased to be looked after.

Description	2010/11	Eng. - Average 2010/11	SN - Average 2010/11	Dec 2011	Jan 2012	Feb 2012	2011/12		Comments	
	Value			Value	Value	Value	Value	Target Status		
OP389a The rate of Children in care per 10,000 pop	125.86	59	80	123.82	122.19	118.93	118.93	-	-	The rate of children in care is considerably higher than comparator authorities.
Op415 Children becoming looked after	311	180	189	13	19	9	235	-	-	Considerably less children have started to be looked after in 2011/12 than in 2010/11
Op416 Children ceasing to be looked after	304	177	229	20	28	20	246	-	-	
OP457 Number of LAC who ceased to be looked after who had been looked after for less than a month	-	-	-	0	8	3	78	-	-	
OP458 Total No. days children have been in care (Excluding placed at home)	217,488	-	-	18,101	17,548	16,268	195,862	-	-	
HY32 Percentage of children placed in Haringey Provision	33.0%	-	-	34.4%	34.8%	35.4%	35.4%	38.0%		
Op382 Children in Care visits	86.1%	-	-	92.6%	86.8%	88.4%	88.4%	95%		
Op417 Care Proceedings Initiated- (No. of children)	243	-	-	8	6	7	134	-	-	The number of care proceedings being initiated has reduced significantly when compared with 2010/11
Op 419 Number of children missing/absconded from care at any point in the month	-	-	-	17	20	11	-	-	-	
HY62 Stability of placements of looked after children: number of moves	15.3%	10.9%	11.6%	12.2%	11.7%	10.8%	10.8%	13%		Good progress has been made in this area
Op63 Stability of placements of looked after children: length of placement	72%	68%	69.8%	67%	70.3%	69.1%	69.1%	72%		
OP386 (NI 66) Children in care cases which were reviewed within required timescales	87.8%	90.5%	91.0%	68.1%	67.8%	68.6%	68.6%	92.0%		Staff difficulties and vacancies within the IRO team have impacted on performance in the first half of the year and continues to be reflected in the year to date position. However, all permanent vacancies have now been filled and progress over the second half of the year is being closely tracked and monitored.

Description	2010/11	Eng. - Average 2010/11	SN - Average 2010/11	Dec 2011	Jan 2012	Feb 2012	2011/12		Comments
	Value	Value	Value	Value	Value	Value	Value	Target Status	
Op391 (NI61) Timeliness of placements of looked after children for adoption following an agency decision that the child should be placed for adoption	62.5%	72.4%	68%	0%	100%	n/a	75%	78% 	Monthly percentages should be interpreted with caution due to small numbers – the percentages relate to the number of adoptions in the month where the child was placed within 12 months of the best interest decision. In December 1 adoption order was granted (not within 12 months), in January 1 adoption order was granted (within 12 months) and in February there were none. A permanency tracking meeting has been set up to review progress and timescales those: <ul style="list-style-type: none"> Placed for adoption Where panel has agreed the plan for adoption Where services are considering the plan for adoption Babies coming into care Work is also being done to review case by case those children where adoption is the plan and where we are struggling to find appropriate adoptive placements. A Permanency Strategy is in place and includes a focus on capacity, external spend on adoption and internal recruitment.
Op 418 Number of adoptions/special guardianship orders	27	-	-	1	3	2	25	-	-
Op 418a Number of adoptions	16	20	16	1	1	0	12	-	-
Op 418b Number of special guardianship orders	11	-	-	0	2	2	13	-	-
Op148 Care leavers in education, employment or training	72.9%	61%	63.4%	60%	25%	80%	57.9%	76% 	Monthly percentages for this indicator are based on small numbers and should be interpreted with care. 56 young people have turned 19 so far and 4 young people are due to turn 19 in the rest of the year.
Op147 Care leavers in suitable accommodation	91.5%	90%	92.1%	80%	75%	60%	86%	93% 	Monthly percentages for this indicator are based on small numbers and should be interpreted with care. 56 young people have turned 19 so far and 4 young people are due to turn 19 in the rest of the year.

This page is intentionally left blank